



ಬೃಹತ್ ಬೆಂಗಳೂರು ಮಹಾನಗರ ಪಾಲಿಕೆ  
Bruhat Bengaluru Mahanagara Palike



# BBMP COVID-19 WAR ROOM 17.02.2023

BBMP / COVID-19 WAR ROOM / BULLETIN – 1061/ 17.02.2023 / #BBMPfightsCOVID19



# OVERVIEW OF COVID-19 IN BENGALURU

**CASE TRENDS** ACTIVE CASES **105**

<u>Confirmed Cases</u>	<u>Recovered Cases</u>	<u>Death Cases</u>
<b>15</b> 18,77,780 <sup>#</sup>	<b>13</b> 18,60,684 <sup>#</sup>	<b>0</b> 16,991 <sup>#</sup>

**HOSPITALIZATION** **14**

<u>ICU – V</u>	<u>ICU</u>	<u>HDU</u>	<u>General</u>
-	4	-	10

INCLUDES GOVT. QUOTA AND PRIVATE WALK-IN HOSPITALIZATION

**VACCINATION** **42** 2,06,93,909<sup>#</sup>

<u>First Dose</u>	<u>Second Dose</u>	<u>Precaution Dose</u>
<b>8</b> 96,89,163 <sup>#</sup>	<b>11</b> 95,10,670 <sup>#</sup>	<b>23</b> 14,94,076 <sup>#</sup>

**TRIAGING**

MTU  
**3**

Tele Triage  
**8**

**ACTIVE CZs**

**0**

MCZs (< 5 cases)  
**0**

Clusters (> 5 cases)  
**0**

**TESTING** **679** 3,21,75,502<sup>#</sup>

<u>Positivity : 1.86%</u>	<u>RAT</u>	<u>RTPCR</u>
<small>*FOR LAST 7 DAYS</small>	126	553

# : indicates cumulative numbers till date



# ABSTRACT OF COVID-19 SCENARIO IN BENGALURU

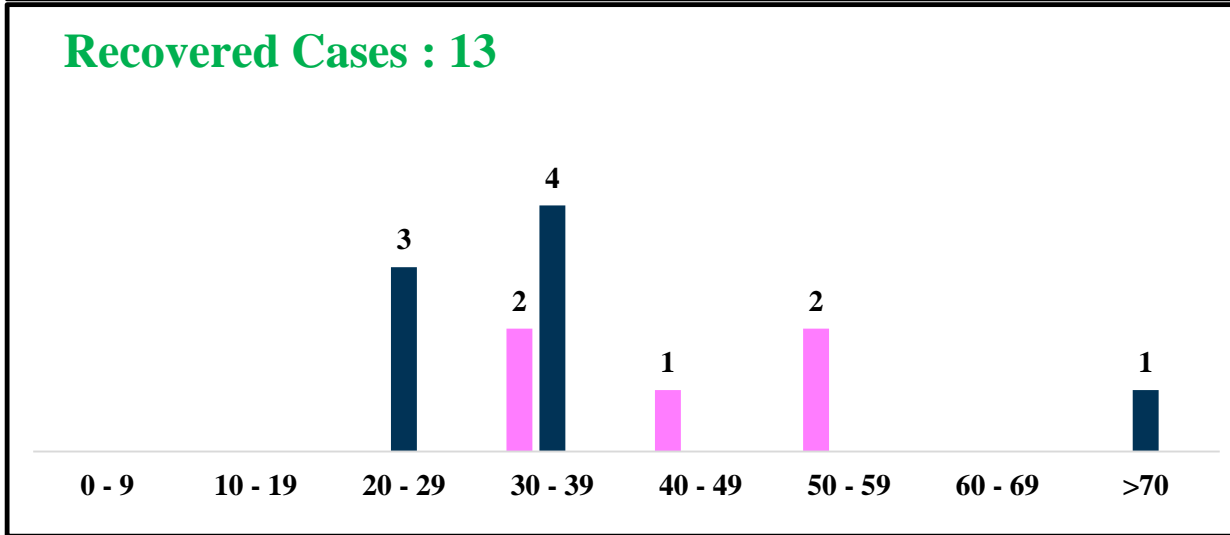
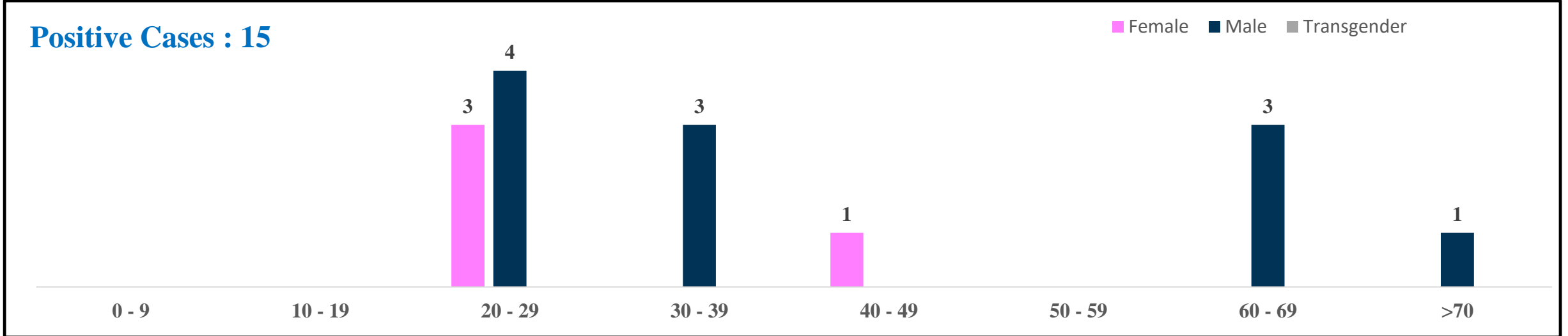


	MALE			FEMALE			TRANSGENDER			TOTAL		
	Last 24 Hours	Last 7 Days	Cumulative	Last 24 Hours	Last 7 Days	Cumulative	Last 24 Hours	Last 7 Days	Cumulative	Last 24 Hours	Last 7 Days	Cumulative
<b>Positive Cases</b>	11	70	11,07,201	4	57	7,70,383	0	0	196	15	127	18,77,780
<b>Recovered Cases</b>	8	49	10,94,816	5	41	7,64,738	0	0	187	13	90	18,60,684
<b>Death Cases</b>	0	0	10,761	0	0	6,226	0	0	4	0	0	16,991
<b>Total Tests Done</b>	<b>In Last 24 hrs. : 679</b>			<b>In last 7 days : 6,827</b>			<b>Cumulative : 3,21,75,502</b>					
<b>Vaccine Doses Administered</b>	<b>In Last 24 hrs. : 42</b>			<b>In last 7 days : 557</b>			<b>Cumulative : 2,06,93,909</b>					
<b>ACTIVE CASES</b>									<b>105</b>			

\*Covid deaths occurred today : 00 | Covid deaths occurred beyond last 24hrs., reported today : 00



# LAST 24 HOURS AGE GROUP AND GENDER WISE DISTRIBUTION

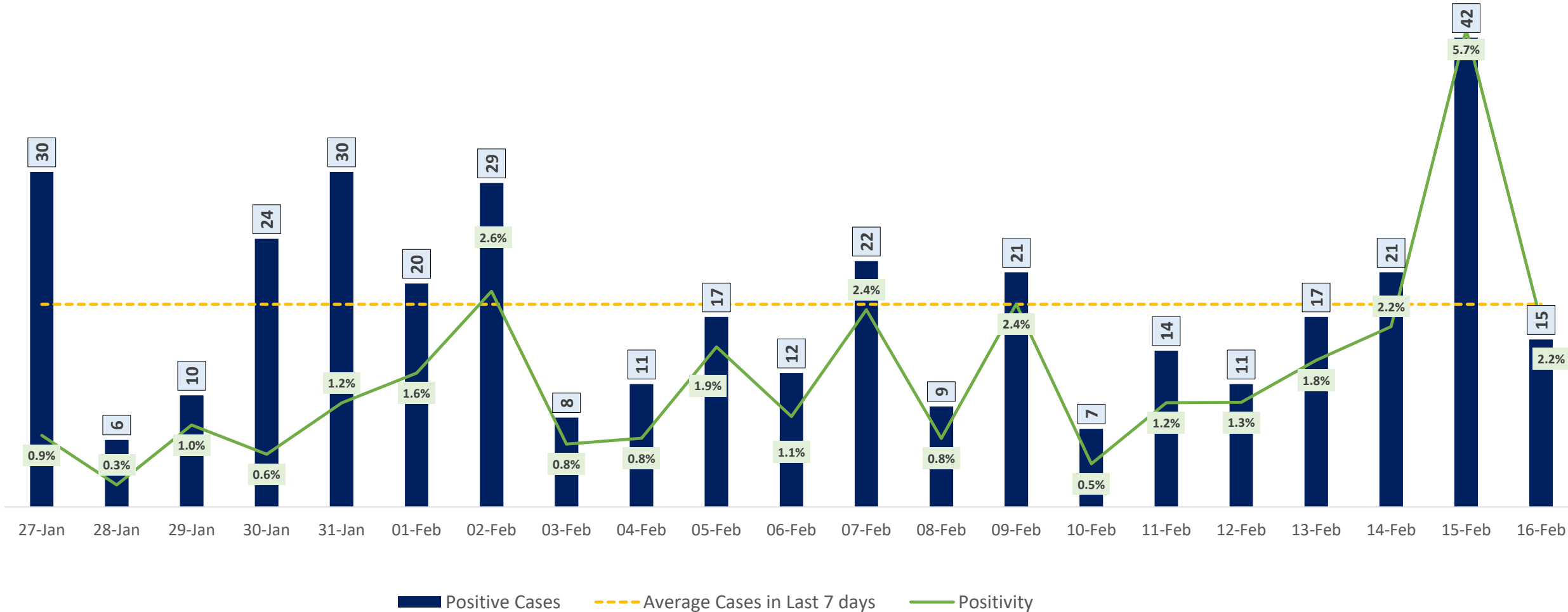




# POSITIVITY RATE OF BENGALURU – LAST 21 DAYS



Average Cases in Last 7 days : 18

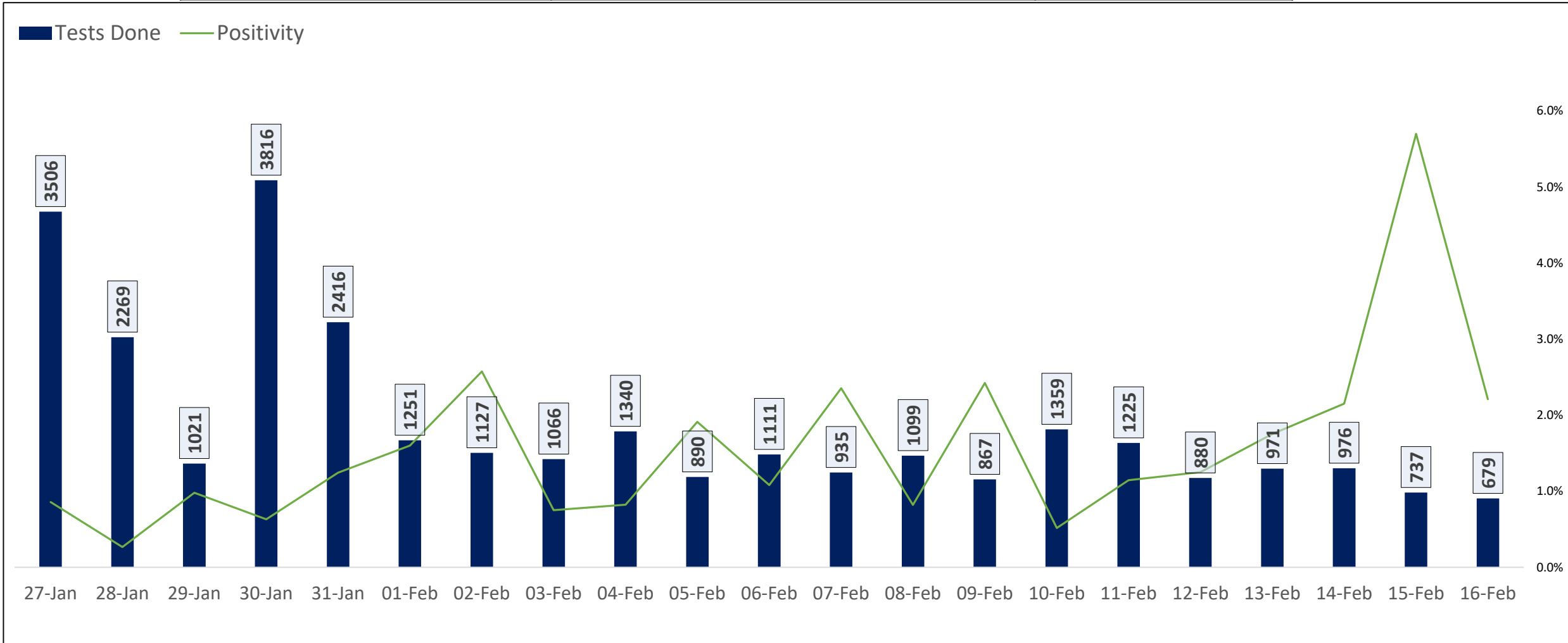




# TESTING TRENDS IN BENGALURU

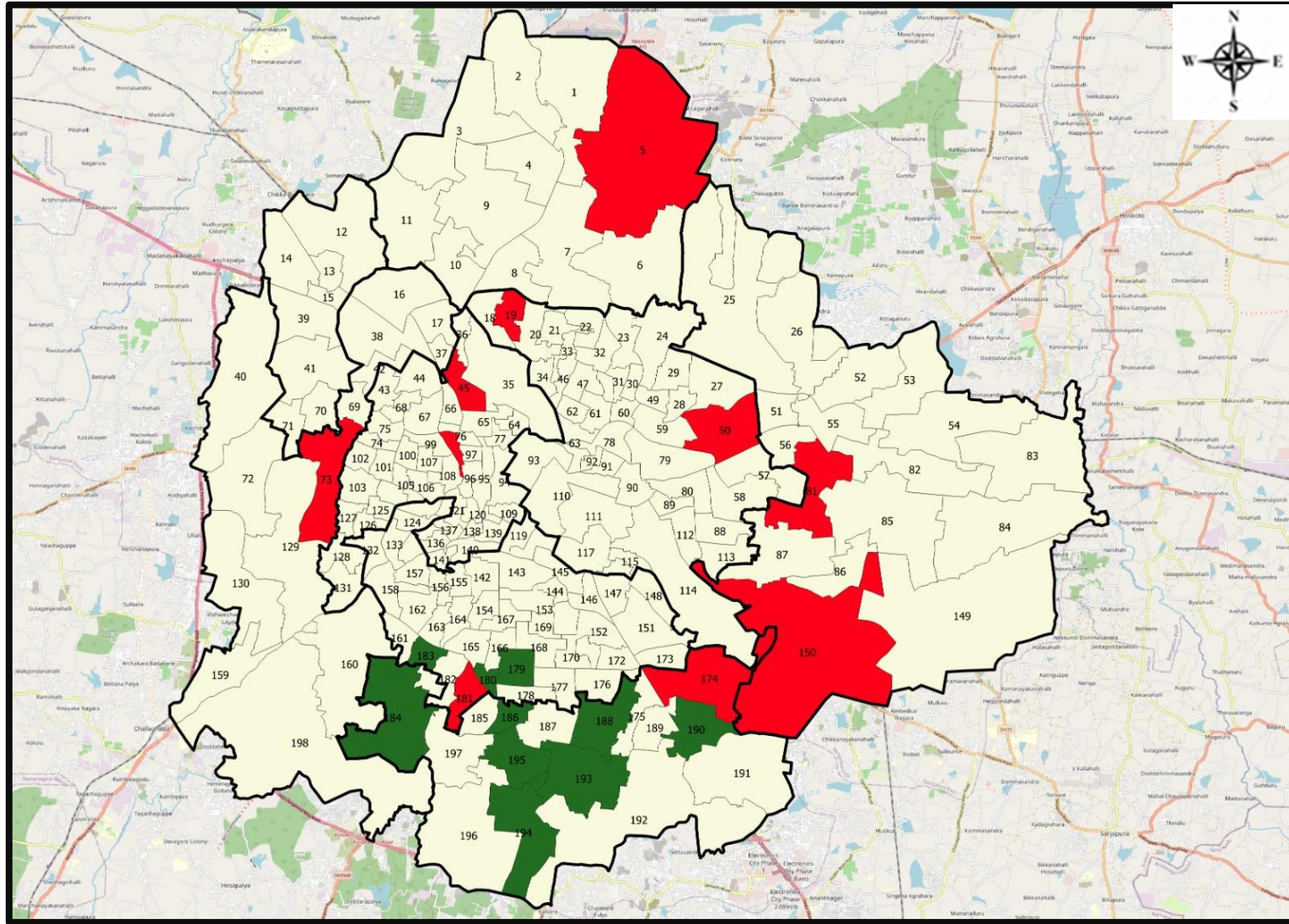


Total Test Conducted Till Date	Test Conducted Last 24 hours	Last 7 Days Average
3,21,75,502	679	975





# BENGALURU URBAN MAP SHOWING TREND OF POSITIVE CASES IN LAST 7 DAYS



### Top 10 wards reporting highest number of positive cases in last 10 days

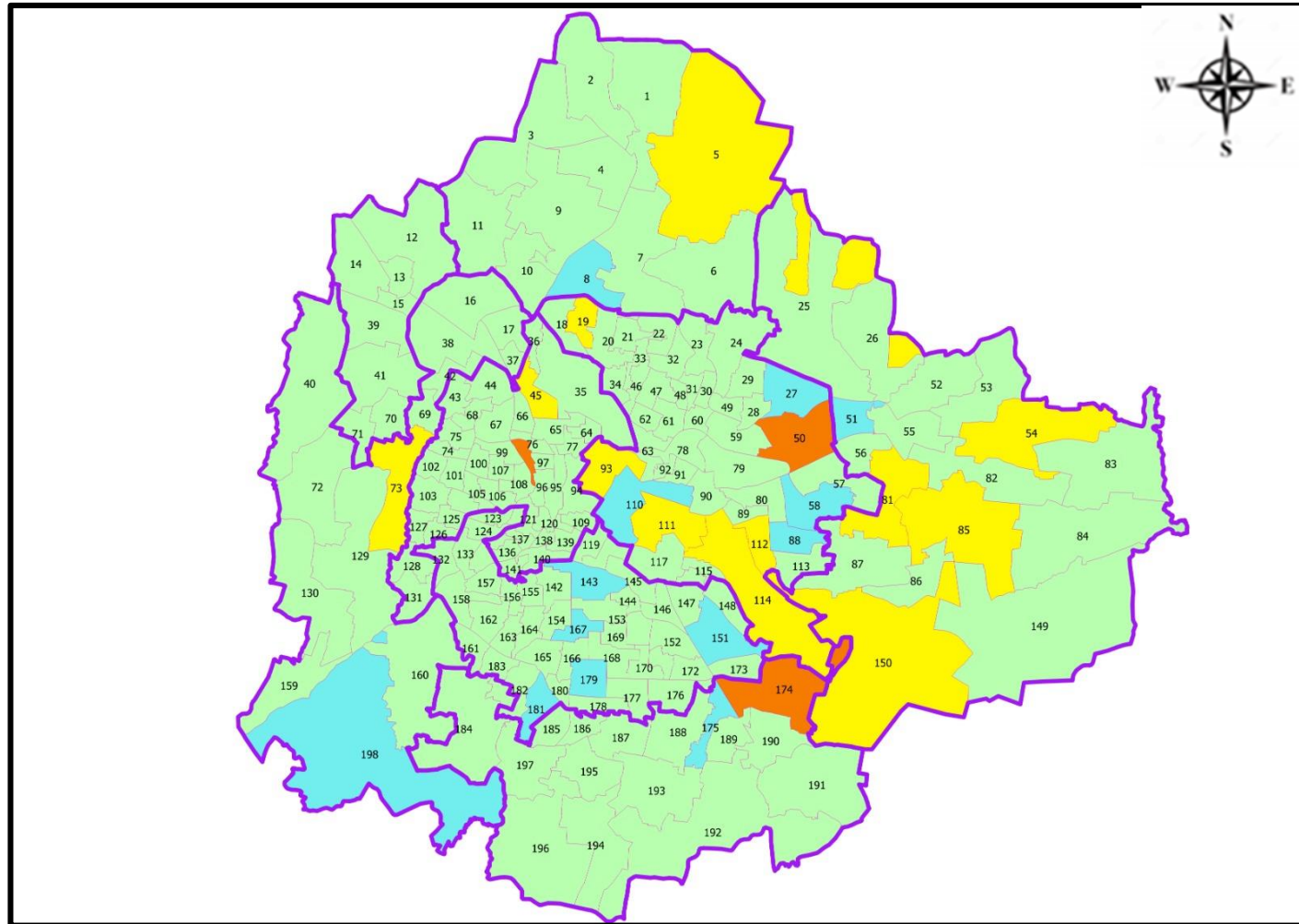
Ward No.	Ward Name	Daily Cases Average
50	Benniganahalli	1
98	Prakash Nagar	1
81	Vijnana Nagar	1
174	HSR Layout	1
73	Kottegepalya	1
150	Bellanduru	1
181	Kumaraswamy Layout	1
5	Jakkuru	1
19	Sanjay Nagar	1
45	Malleswaram	1







### Top 10 wards reporting least number of positive cases in last 7 days

Ward No.	Ward Name	Daily Cases Average
195	Konanakunte	0
194	Gottigere	0
193	Arakere	0
190	Mangammanapalya	0
188	Bilekhali	0
186	Jaraganahalli	0
184	Uttarahalli	0
183	Chikkalsandra	0
180	Banashankari Temple Ward	0
179	Shakambari Nagar	0



# BENGALURU MAP SHOWING INTENSITY OF POSITIVE CASES IN LAST 7 DAYS



-  **Level 1 : 0 to 1 Cases**
-  **Level 2 : 1 to 3 Cases**
-  **Level 3 : 3 to 5 Cases**
-  **Level 4 : 5 to 10 Cases**
-  **Level 5 : More than 10 Cases**
-  **Zone Boundaries**

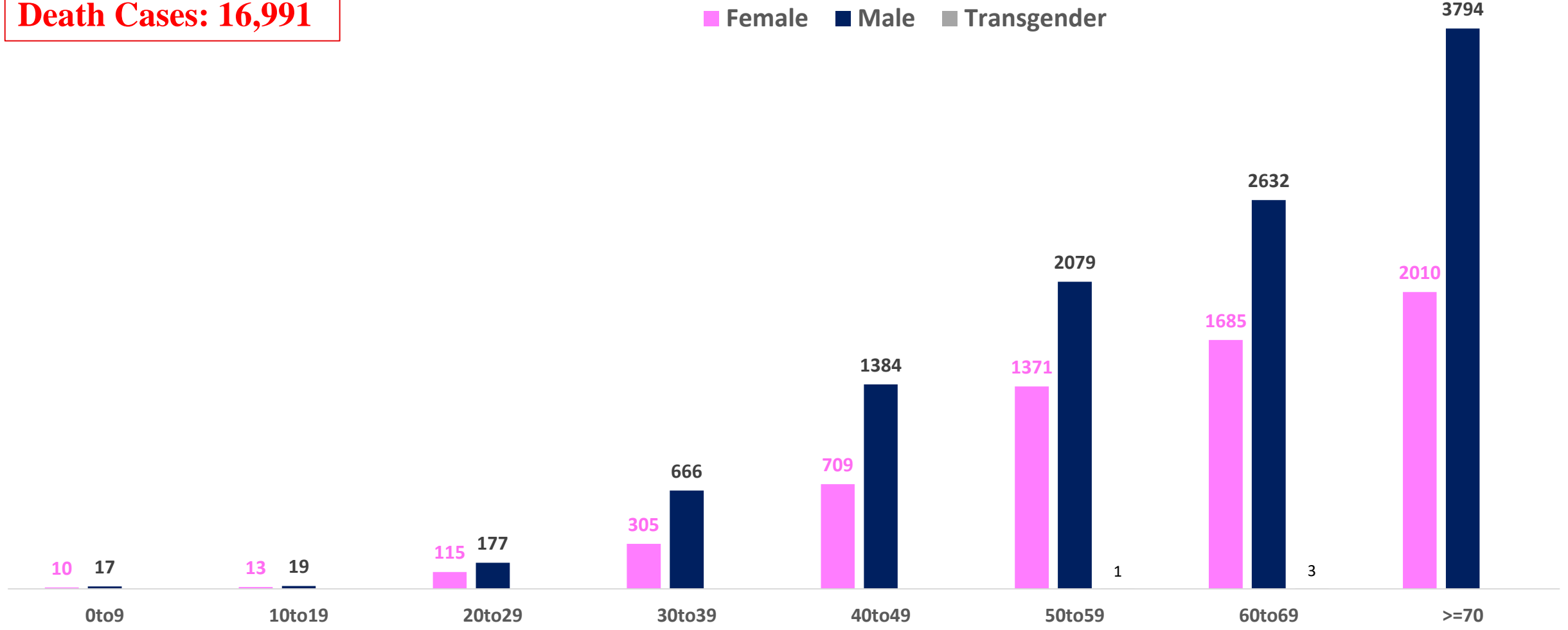




# AGE AND GENDER WISE DISTRIBUTION OF DEATH CASES



**Death Cases: 16,991**





# COVID-19 SCENARIO IN BENGALURU AND OTHER METROPOLITAN CITIES



CITY NAME	Positive Cases	Active Cases	Recovered	Deceased	Vaccine Doses Administered
New Delhi	20,07,377	10	19,80,845	26,522	3,73,17,328
Bengaluru*	18,77,780	105	18,60,684	16,991	2,37,78,980
Mumbai	11,54,329	12	11,34,570	19,747	2,21,34,555
Chennai	7,93,255	9	7,84,175	9,071	1,13,96,462

Source : <https://dashboard.cowin.gov.in/> at 5:00pm (17.02.2023)  
Source : <https://www.covid19bharat.org/> at 5:00pm (17.02.2023)

\*includes BBMP & Bengaluru Urban



# SNAPSHOT OF COVID-19 CASES IN BENGALURU URBAN



**Total Wards With  
0 Cases\* :  
126**

**Tests Conducted  
on 16.02.2023:  
679**

**Recovery  
Rate\*:  
99.09%**

**Total  
Active Cases :  
105**

**Total Vaccinated  
on 16.02.2023:  
42**

**Positivity  
Rate\* :  
1.86%**

**Active  
Rate\*:  
0.01%**

**Case  
Fatality Rate\* :  
0.00%**





\*Total positive cases In the past 7 days

\*CFR and positivity is for Past 7 days



ಬೃಹತ್ ಬೆಂಗಳೂರು ಮಹಾನಗರ ಪಾಲಿಕೆ  
Bruhat Bengaluru Mahanagara Palike



<b>Download BBMP Bulletin</b>	<a href="https://apps.bbmpgov.in/covid19/mediabulletin.php">https://apps.bbmpgov.in/covid19/mediabulletin.php</a>
<b>To register for vaccination :</b>	<a href="https://selfregistration.cowin.gov.in/">https://selfregistration.cowin.gov.in/</a>
<b>BBMP COVID19 Dashboard:</b>	<a href="https://apps.bbmpgov.in/covid19/">https://apps.bbmpgov.in/covid19/</a>
<b>Follow us on:</b>	 <a href="http://www.facebook.com/bbmp.comm1/">www.facebook.com/bbmp.comm1/</a>
	 <a href="https://twitter.com/BBMPCOMM">twitter.com/BBMPCOMM</a>
	  <a href="https://www.instagram.com/BBMPSplHealth">BBMPSplHealth</a>

Issued by:

Honorable Chief Commissioner, BBMP  
Special Commissioner Health, BBMP  
MD, Bengaluru Smart City Limited

**THANK YOU !**

